



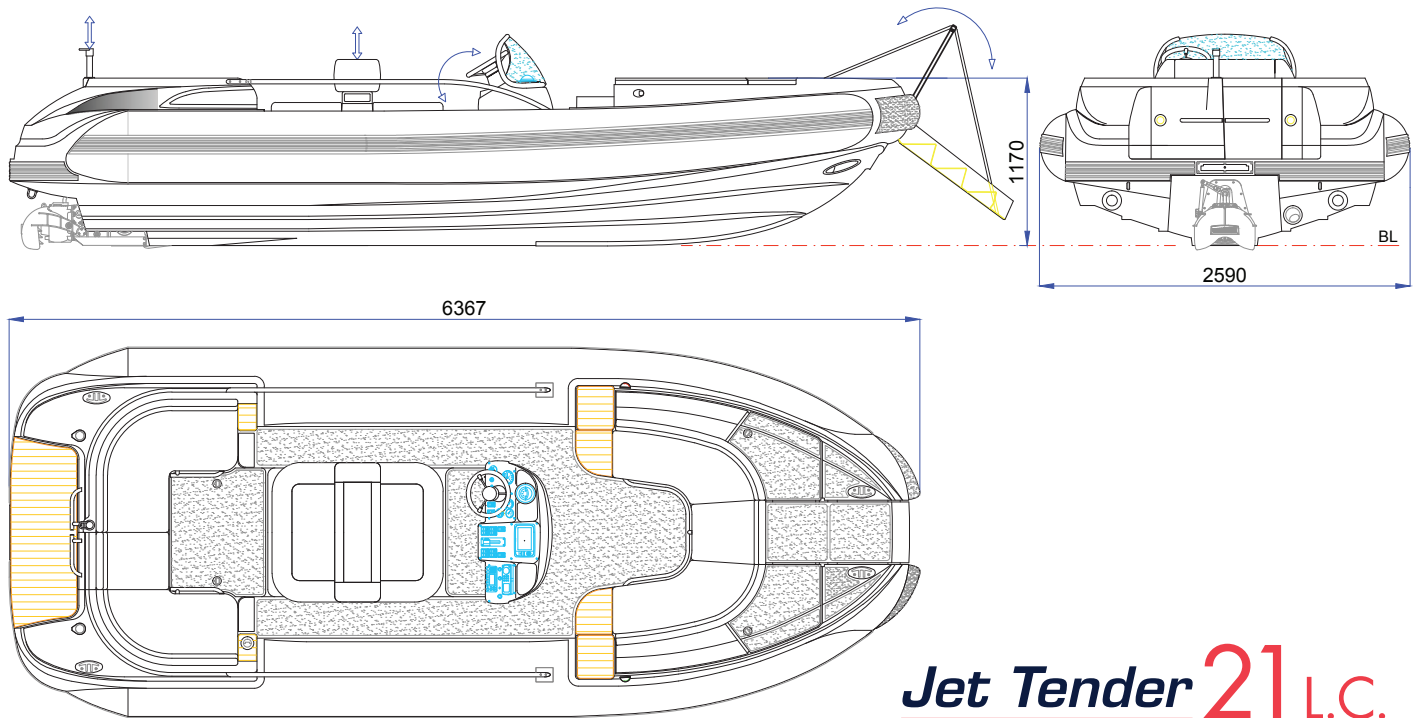
# Jet Tender 21 L.C.



**CASTOLDI**

Since 1962

Leaps ahead in marine products



## Jet Tender 21 L.C.

<b>DESIGN CATEGORY (C.E. Directive):</b>	C
<b>DIMENSIONS:</b> <ul style="list-style-type: none"> <li>- Length o.a.:</li> <li>- Beam max.:</li> <li>- Inside breadth:</li> <li>- Height max. for storage:</li> <li>- Inflatable tube diameter:</li> </ul>	<p>6,37 m</p> <p>2,58 m</p> <p>1,49 m</p> <p>1,17 m (with folded console and backrest removed)</p> <p>0,50 m (at transom)</p>
<b>HULL TYPE:</b>	Hard chine deep V monohedric hull with spray-rails and 18° of deadrise at transom, specifically developed for waterjet propulsion systems.
<b>SEATING CAPACITY:</b> <b>PASSENGER CAPABILITY (C.E. Directive):</b>	No. 12 No. 12
<b>CONSTRUCTION:</b> <ul style="list-style-type: none"> <li>- Hull:</li> <li>- Deck, console:</li> <li>- Stringer system:</li> <li>- Inflatable tubes:</li> </ul>	<p>Single skin structure, hand laid Kevlar and vinylester resin.</p> <p>Sandwich structure, hand laid glass and isohtalic polyester resin with nidaplast core.</p> <p>Sandwich structure, hand laid Kevlar and vinylester polyurethane closed cell foam core.</p> <p>Hypalon/Neoprene coated polyester fabric 1670 Dtex with no. 6 separate airtight compartments. Quick in-out tube system connection</p>
<b>PROPULSION SYSTEM:</b>	No. 1 Castoldi Turbodrive 240 H.C. waterjet unit with disconnecting multi-disc hydraulic clutch, movable grid on water intake, stainless steel impeller and titanium liner on impeller housing.




**CASTOLDI**

Since 1962

Leaps ahead in marine products



Recessed single point lifting eye (optional)

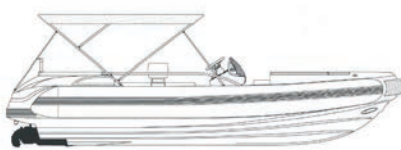


AVAILABLE SHELTERS


Spray dodger (standard, recessed)



Bimini top (optional)



Bimini top with weather curtain set (optional)



**CASTOLDI**

Since 1962

Leaps ahead in marine products

## MOTORIZATION - DIESEL

A N° 1 marine diesel engine Yanmar type "6BY 260" - 260 mHP / 4.000 rpm  
6 cylinders, 2.993 cm<sup>3</sup> displacement

## DISPLACEMENT (with standard equipment - kg, approx.)

	A
- Boat empty:	1.450
- Max payload:	1.200
- Boat light loaded (with 1/3 payload):	1.850
- Boat full loaded (with 3/3 payload):	2.650

## MAX SPEED (knots, approx.)

	A
- Boat light loaded:	40.5
- Boat full loaded:	36

## CONSUMPTION (l/h, approx.)

	A
- At max. speed:	54

## ENDURANCE with 160 l fuel tank (hours and minutes, approx.)

	A
- At max. speed:	3.03'

## DRAFT (boat full loaded - cm, approx.)

- Boat standstill:	44
- Boat at max. speed:	17

Data may be modified without notification and are not binding due to differing environmental trial conditions and construction tolerances.



**CASTOLDI**

Since 1962

Leaps ahead in marine products